

What is a **Living Wage** ?

Income required to meet basic needs without public or private supports.

Includes Basics

- **Housing**
- **Food**
- **Transportation**
- **Child Care**
- **Health Care**
- **Misc. basic household items**
- **Taxes and tax credits**

Excludes

- **Emergency savings**
- **Retirement savings**
- **Education costs or loans**

What's a Self-Sufficiency Standard (SSS) ?

Living wage required in a particular location for a particular family makeup.

For a single person in Colorado in 2018, the living wage was:

Boulder County - \$30,650/year

Cheyenne County - \$18,200/year

What's **Minimum Wage** ?

The lowest wage permitted by law.

In Colorado: Beginning January 2020

- **\$12.00/hour**
- **About \$25,000/yr for a full-time worker**

At the Federal Level:

- **\$7.25/hour**
- **About \$15,100/yr for a full-time worker**
- **Does not vary by location or family size**
- **Not raised since July 2009**

Self-Sufficiency Standard (Living Wage)

Boulder County, CO 2018

	Adult	Adult Preschooler	Adult Infant Preschooler	2 Adults Infant	2 Adults Infant Preschooler
MONTHLY COSTS — Self-Sufficiency Standard for CO 2018, Colorado Center for Law and Policy					
Housing	\$1,195	\$1,461	\$1,461	\$1,461	\$1,461
Child Care	\$0	\$1,292	\$2,711	\$1,419	\$2,711
Food	\$314	\$476	\$625	\$741	\$877
Transportation	\$252	\$260	\$260	\$496	\$496
Health Care	\$149	\$380	\$395	\$444	\$457
Miscellaneous	\$191	\$387	\$545	\$456	\$600
Taxes - Tax Credits	\$452	\$750	\$1,216	\$880	\$1,110
SELF-SUFFICIENCY WAGE (LIVING WAGE)					
Annual	\$30,639	\$60,075	\$86,563	\$70,780	\$92,547
Hourly	\$14.51	\$28.44	\$40.99	\$16.76 per adult	\$21.91 per adult

Comparison of Living Wage, Minimum Wage, and Poverty Wage

Boulder County, CO

	Adult	Adult Preschooler	Adult Infant Preschooler	2 Adults Infant	2 Adults Infant Preschooler
HOURLY WAGES					
Living Wage 2018	\$14.51	\$28.44	\$40.99	\$16.76	\$21.91
Minimum Wage, CO 2019	\$11.10	\$11.10	\$11.10	\$11.10	\$11.10
Minimum Wage, US 2019	\$7.25	\$7.25	\$7.25	\$7.25	\$7.25
Poverty Wage, US 2019	\$6.00	\$8.13	\$10.25	\$10.25	\$12.30

Self-Sufficiency Standard

Select Colorado Places & Family Types, 2018

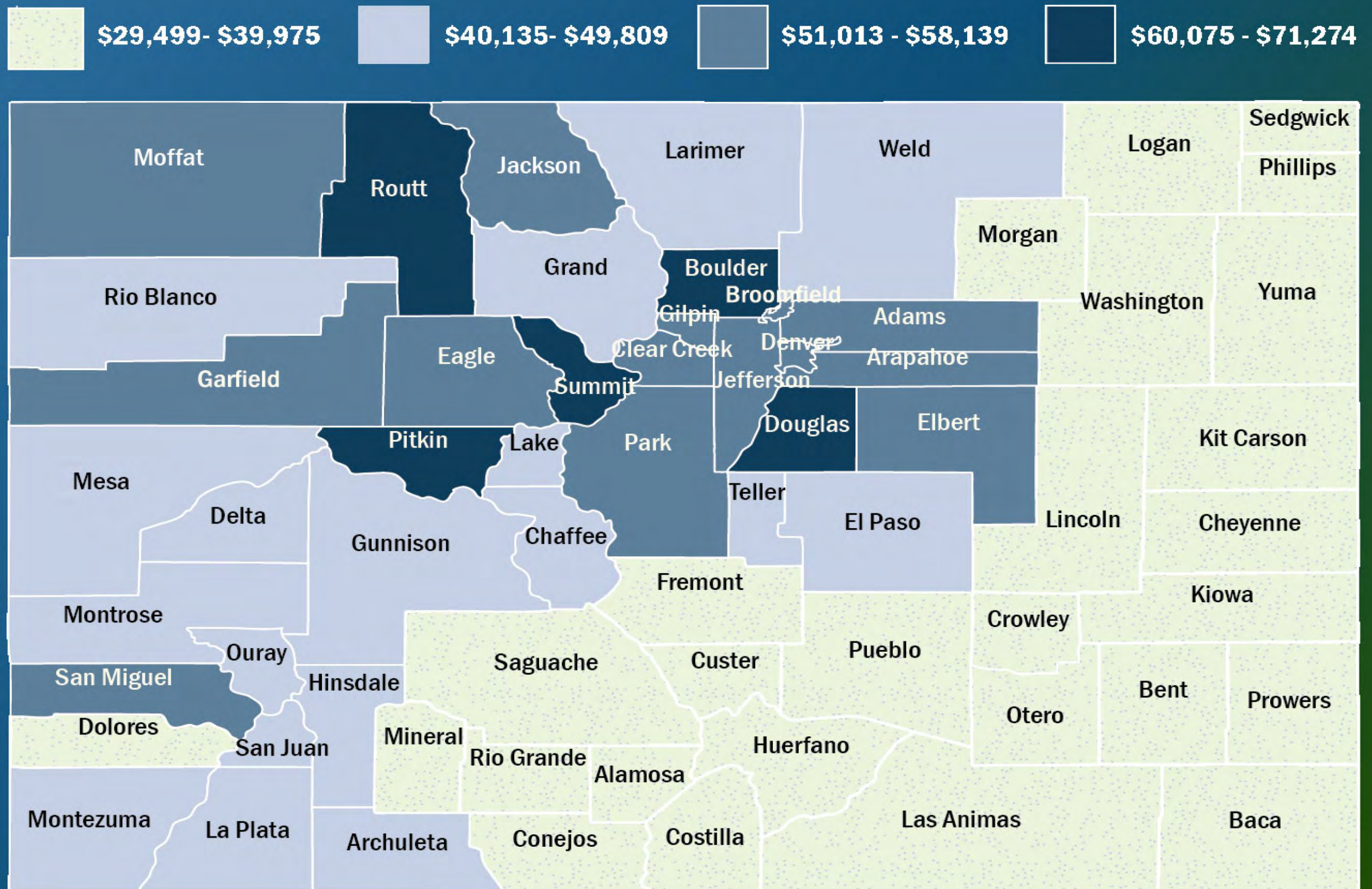
County	One Adult	One Adult One Preschooler	One Adult One Preschooler One School-age	Two Adults One Preschooler One School-age
Boulder	\$30,639	\$60,075	\$78,926	\$85,836
Cheyenne	\$18,200	\$35,885	\$45,816	\$52,959
Denver	\$26,430	\$53,256	\$65,727	\$72,223
Grand	\$23,877	\$49,163	\$63,210	\$70,961
Jefferson	\$28,541	\$55,767	\$68,123	\$75,953
Larimer	\$25,124	\$49,618	\$59,694	\$67,352
Weld	\$22,308	\$44,800	\$55,085	\$62,789

Data Sources

- **Self-Sufficiency Standard data – Colorado Center on Law and Policy, 2018**
- **Colorado minimum wage – Colorado Revised Statutes – Rises to \$12.00 on January 1, 2020**
- **Poverty Wage - US Poverty Guidelines for 2019; converted from Health and Human Services gross annual income data to hourly rates**

How Does The SSS Vary Across Colorado?

The Self-Sufficiency Standard For One Adult And One Preschooler, 2018

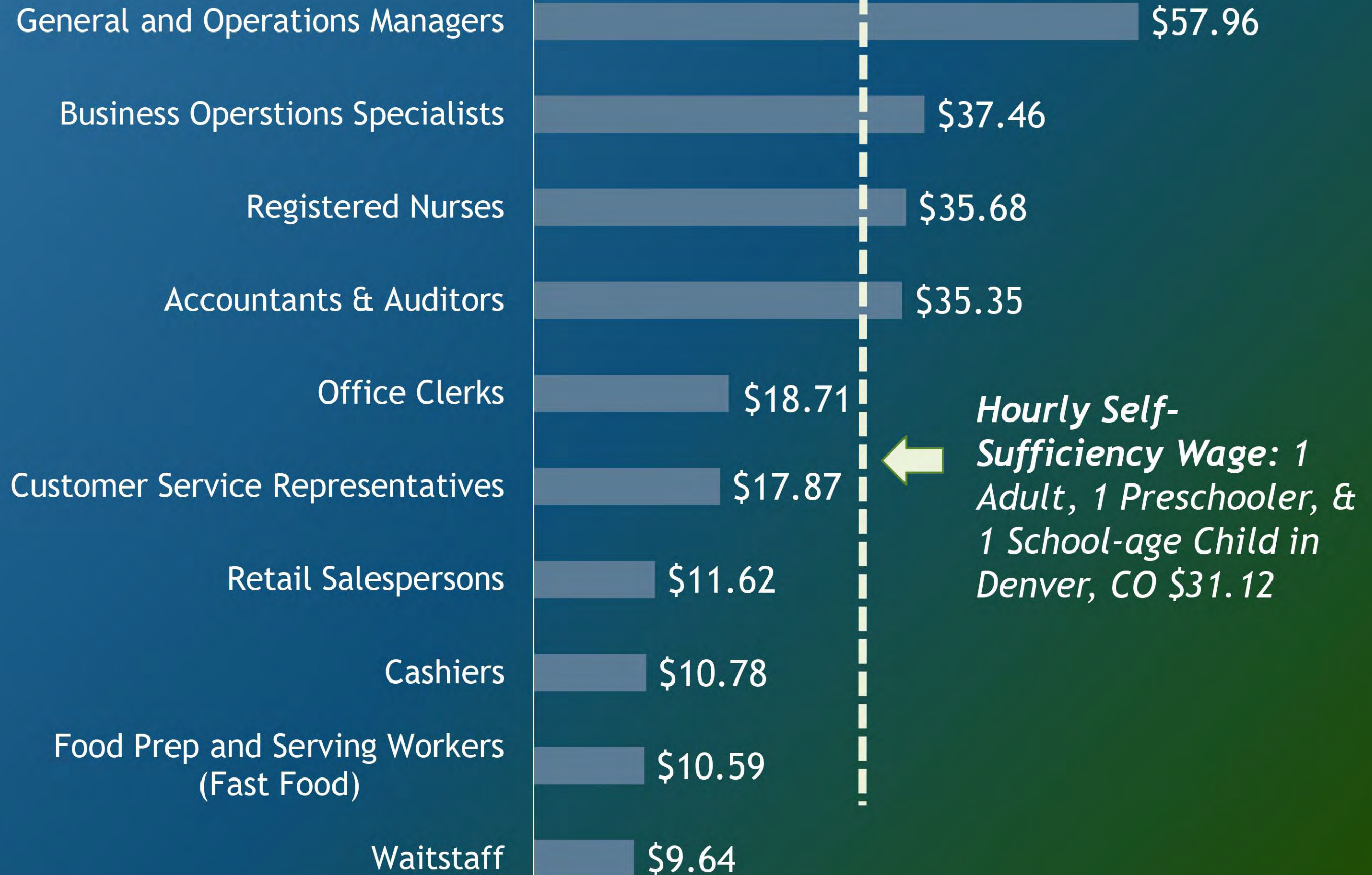


Source: Colorado Center on Law and Policy; Diana Pearce, Director of Women's Welfare, University of Washington;

<https://ccplonline.org/wp-content/uploads/2018/12/Diana-Pearce-Slides.pdf>

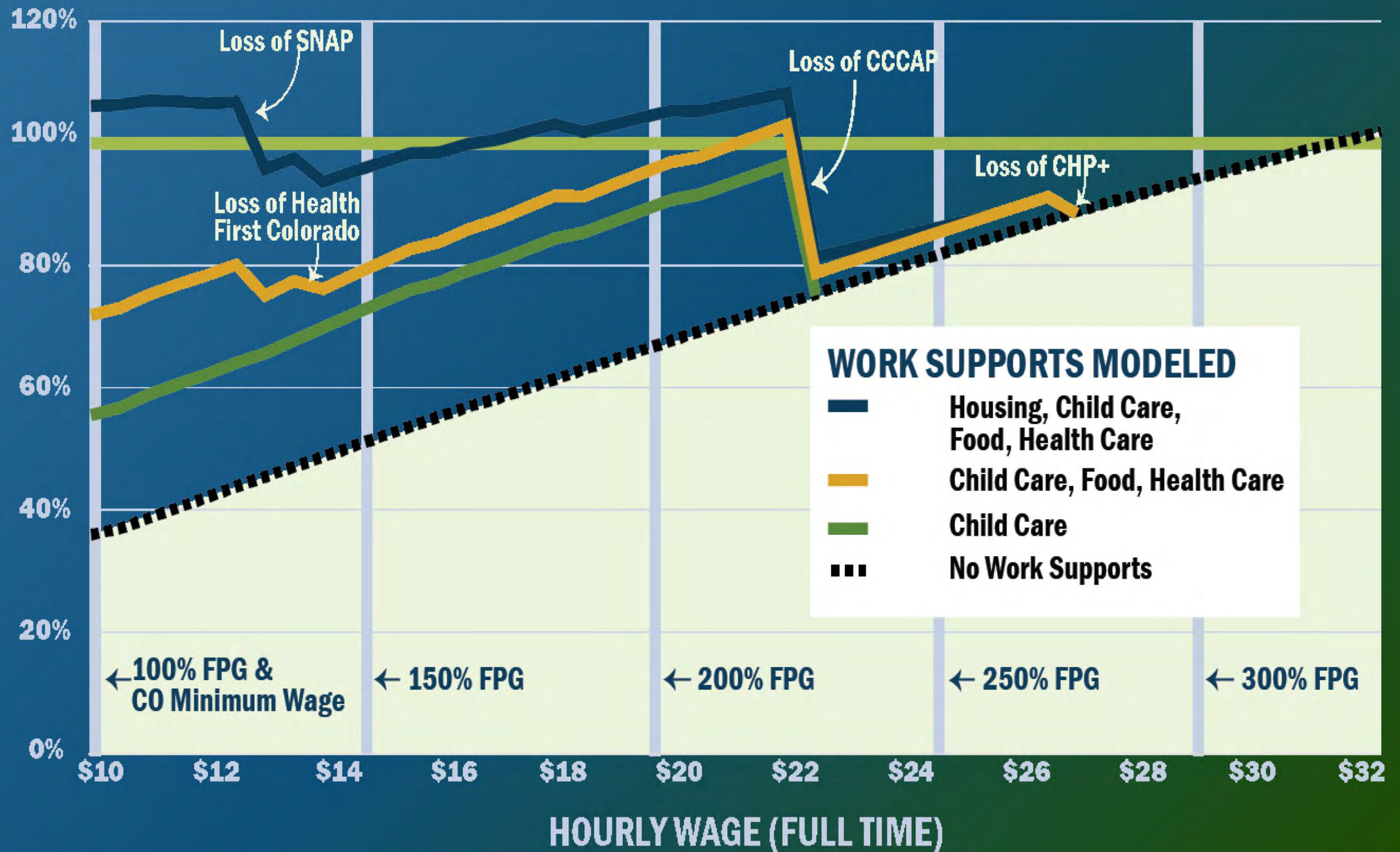
How Do Colorado's Top 10 Jobs Compare?

The Standard Compared to Median Wages of Colorado's Ten Largest Occupations



How Work Supports Impact Wage Adequacy

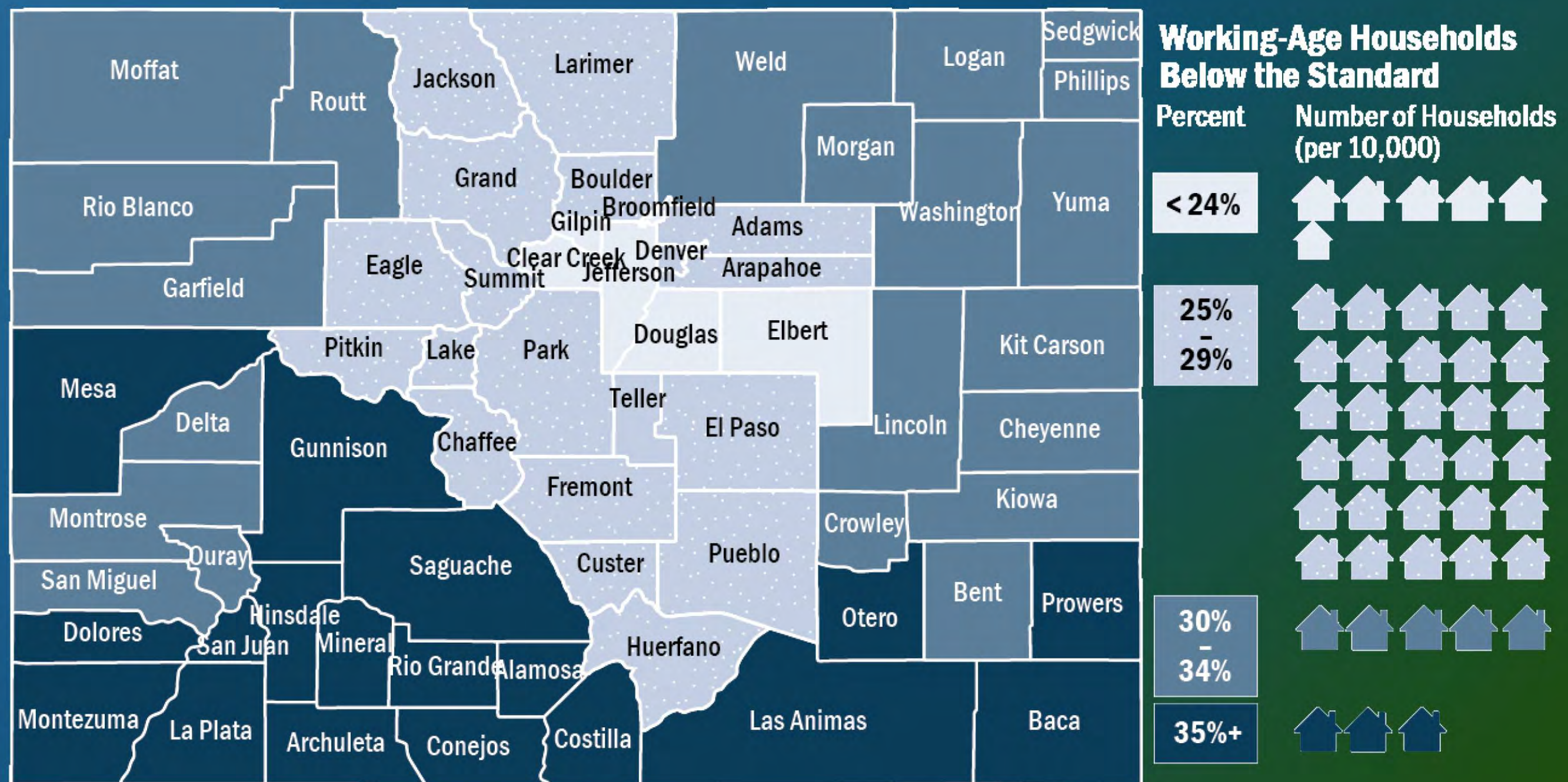
PERCENTAGE OF WAGE ADEQUACY




Source: Colorado Center on Law and Policy; Diana Pearce, Director of Women's Welfare, University of Washington;

<https://ccplonline.org/wp-content/uploads/2018/12/Diana-Pearce-Slides.pdf>

Where are Coloradan Households with Inadequate Income Found?



HOUSEHOLDS WITH NO CHILDREN **21%**



HOUSEHOLDS WITH CHILDREN **38%**



HOUSEHOLDS WITH YOUNG CHILDREN **50%**



HOUSEHOLDS WITH OLDER CHILDREN **29%**



Who Lacks
Adequate
Income?
#4 -
Presence of
Children